












University of Iowa Strategic Plan Scorecard

Key:

-  - Satisfactory progress toward target
-  - Unsatisfactory or no progress toward

	Indicator	Base Actual (FY10 unless otherwise noted)	Year 2 Actual (FY12 unless otherwise noted)	Target	Progress
University of Iowa Indicators					
UI 1	As part of the University's current comprehensive campaign, through July 1, 2016, raise \$200 million in private gifts in support of student success (scholarships, graduate fellowships, study abroad scholarships, etc.).	\$0 (FY 2008)	\$150,536,998 (FY2009 through FY 2012)	\$200M	
UI 2	Maintain national stature as a research university by offering graduate and professional programs of which at least 75% are ranked in the top 30 among like public programs (as measured by <i>U.S. News & World Report</i> rankings).	N/A	85.3% (29/34)	At least 75%	
UI 3	By 2016, launch* 7 interdisciplinary faculty clusters focused on solving important scientific, social science and humanistic challenges and improving society through the production of new knowledge and creative work (*as measured by at least one faculty member having been hired into the cluster).	0	3 added = 4 total	7	
UI 4	As part of the University's current comprehensive campaign, through July 1, 2016, raise \$200 million in private gifts in support of faculty excellence (chairs, professorships, visiting fellows, professional development).	\$0 (FY 2008)	\$94,233,527 (FY2009 through FY 2012)	\$200M	
UI 5	By 2016, 75% progress towards completing new facilities and educational offerings that transform arts education and outreach at The University of Iowa.	2%	10%	75%	
UI 6	Establish degree completion programs with all 15 Iowa community colleges.	8	13	15	
UI 7	By 2016, divert 40% of the university's waste through recycle, reduced production and food capture programs.	24%	34%	40%	
UI 8	By 2016, achieve 25% renewable energy consumption .	11%	8%	25%	
UI 9	By 2016, have more than 1M annual e-transactions .	633,356	741,954	1,000,000	
UI 10	By 2016, have 100% of all potential joint purchase opportunities competitively bid with large group rates.	95.0%	98.0%	100%	